

# skram

FURNITURE CO.

product price list 2017 v1.2

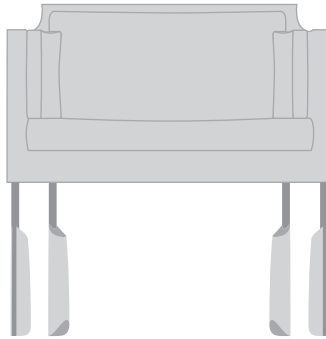


## contents

seating	3	storage	50
altai easy chair	4	altai shelving	51
altai sofa	5	lineground sideboard	52
altai bench	6	lineground 3-drawer horizontal bureau	53
version 5 rocker-timber	7	lineground 8-drawer vertical bureau	54
version 5 rocker	8	lineground 6-drawer horizontal bureau	55
saddlestool	9	lineground lowdown media unit	56
l01 armchair	10	lineground server	57
fade lounge	11	piedmont sideboard	58
lineground #2 chair	12	piedmont chest on stand	59
lineground #2 stool	13	piedmont cabinet on stand	60
lineground bench	14	wishbone container-sideboard	61
piedmont #3 chair	15	wishbone container-office	62
piedmont #3 stool	16	wishbone credenza	63
piedmont #1 stool	17	wishbone shelving	64
piedmont #2 stool	18	wishbone 3-drawer storage cabinet	65
knucklehead bench	19	gil shelving system	66
corkdrop	20	plain jane bureau	67
woodrop	21	beds	68
tables	22	tigris bed	69
altai side table	23	mirrors	70
altai cocktail table	24	drop series mirror/shelf	71
altai console table	25	lineground tall mirror	72
altai dining table	26	lighting	73
lineground round dining table	27	torpedo sconce	74
lineground console	28	arak floor lamp	75
lineground side table/nightstand #1	29	arak pendant	76
lineground side table/nightstand #2	30	arak chandelier	77
lineground side table/nightstand #3	31	accessories	78
lineground community/dining table	32	oxide porcelain	79
wishbone side table/nightstand	33	serving board	80
wishbone slab top high table	34	littlebox	81
wishbone high table	35	corkbox	82
wishbone slab top desk	36	corkbowl	83
wishbone single-drawer desk	37	vidalia vase	84
wishbone three-drawer desk	38	terms and conditions	85
piedmont side table/nightstand #1	39	contact	86
piedmont side table/nightstand #2	40	pricing	86
piedmont pedestal table	41	sales and use tax	86
piedmont round dining table	42	warranty	87
piedmont conference/dining table	43	services	88
piedmont café table	44	material options	89
piedmont elliptical low table	45	timber versus veneer	89
drop series coffee table	46	shipping	90
drop series side tables	47	freight damage and claims	91
drop series ant b side table	48	returns	92
knucklehead side table/nightstand	49	cancellations	92

**seating**

## altai easychair



**A40:** 27.5w x 26d x 27h x 18.5sh


**Description:** The altai easy chair is constructed with a solid hardwood frame with reinforced mortise-and-tenon joinery. Clients may specify upholstery (standard or COM/COL), timber for leg element, and metal material/finish options. Cushions feature down fill and double-needle stitching. This item is suitable for contract or residential use.

timber options	ash natural 8717	ash ebonized 8717	ash whitewashed 8717	walnut natural 8717	
metal finish options					
opaque color: matte black	add 0				
opaque color: matte white, matte charcoal	add 3%				
opaque color: custom	add 7%				
gunmetal steel*	add 4%				
brushed stainless steel	contact skram				
brushed bronze: natural, dark rubbed	contact skram				
upholstery options					
COM/COL**	6.75 yds. COM / 121.5 sq. ft. COL				
Wollsdorf Mammut leather	contact skram				

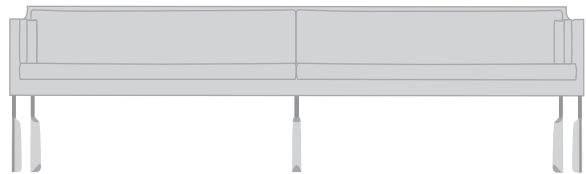
\*character grade finish. this finish will include variations in color, tone, and density as well as surface irregularities resulting from the fabrication process.

\*\*swatch and/or specifications must be submitted for approval by Skram Upholstery Department.

# altai sofa



A41: 62w x 26d x 27h x 18.5sh



A42: 92w x 26d x 27h x 18.5sh

**Description:** The altai sofa is constructed with a solid hardwood frame with reinforced mortise-and-tenon joinery. Clients may specify upholstery (standard or COM/COL), timber for leg element, and metal material/finish options. Cushions feature down fill and double-needle stitching. This item is suitable for contract or residential use.

timber options	<div>ash natural</div> <div>A41: 9084</div> <div>A42: 13481</div>	<div>ash ebonized</div> <div>A41: 9084</div> <div>A42: 13481</div>	<div>ash whitewashed</div> <div>A41: 9084</div> <div>A42: 13481</div>	<div>walnut natural</div> <div>A41: 9084</div> <div>A42: 13481</div>	
metal finish options					
opaque color: matte black	add 0				
opaque color: matte white, matte charcoal	add 3%				
opaque color: custom	add 7%				
gunmetal steel*	add 4%				
brushed stainless steel	contact skram				
brushed bronze: natural, dark rubbed	contact skram				
upholstery options					
COM/COL**	A41: 12.25 yds. COM / 220 sq. ft. COL A42: 15.6 yds. COM / 280 sq. ft. COL				
Wollsdorf Mammut leather	contact skram				

\*character grade finish. this finish will include variations in color, tone, and density as well as surface irregularities resulting from the fabrication process.  
\*\*swatch and/or specifications must be submitted for approval by Skram Upholstery Department.

## altai bench



**A30:** 42w x 15d x 18h



**A31:** 72w x 15d x 18h



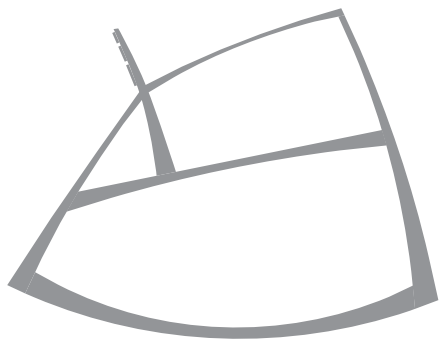
**A32:** 90w x 15d x 18h

**Description:** Altai benches feature a 2.5" thick solid timber seat with matching carved leg elements. Legs may be any standard or custom metal option. Models A30 & A31 have four legs. Model A32 and larger custom versions feature 6 legs. This item is suitable for contract or residential use.

timber options	ash natural	ash ebonized	ash whitewashed	walnut natural	
	A30: 3242	A30: 3242	A30: 3437	A30: 3631	
	A31: 3596	A31: 3596	A31: 3812	A31: 4028	
	A32: 4691	A32: 4785	A32: 4972	A32: 5254	
metal finish options					
opaque color: matte black	add 0				
opaque color: matte white, matte charcoal	add 3%				
opaque color: custom	add 7%				
gunmetal steel*	add 7%				
brushed stainless steel	add 8%				
brushed bronze: natural, dark rubbed	contact skram				

\*character grade finish. this finish will include variations in color, tone, and density as well as surface irregularities resulting from the fabrication process.

version 5 rocker - timber



V5R-T: 24w x 34d x 26.5h x 16sh

**Description:** This model of the version 5 rocker is an all-timber, mid-back version of the original version 5 leather sling rocker. Features include a solid timber frame, coopered seat, and carved back with mortise-and-tenon joinery throughout. Clients may select from skram timber options shown below or contact the company to request custom material options. This item was developed for use in contract applications.

timber options	cherry natural	rift white oak natural	rift white oak ebonized	rift white oak whitewashed	walnut natural	
	5531	5697	5808	6084	6195	

version 5 rocker



V5R: 24w x 34d x 26.5h x 16sh

**Description:** The version 5 rocker features a hand-shaped solid timber frame with reinforced saddle leather sling seat and back. Clients may select from skram timber and leather options shown below or contact the company to request custom material options. Residential use only. For contract applications, refer to timber version of this product (previous page).

timber options	cherry natural 5976	rift white oak natural 6155	rift white oak ebonized 6275	rift white oak whitewashed 6574	walnut natural 6693	
seat/back options						
character grade leather: black, chestnut, tan	add 0					
architectural grade leather: brown, cream, medium grey, smoke, warm beige	add 3%					
COL*	contact skram					

\*swatch and/or specifications must be submitted for approval by Skram Upholstery Department.



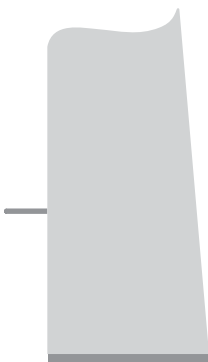
# saddlestool



SDA: 14.5w x 15.5d x 20.5h x 18sh



SDB: 14.5w x 15.5d x 26.5h x 24sh




SDC: 14.5w x 15.5d x 32.5h x 30sh

**Description:** Saddlestool is a backless stool/perch inspired by western saddle-making traditions. There are three models compatible with dining, counter, and bar heights. Features include double-needle stitching in contrasting thread, reinforced solid timber frame, and a riveted, oil-tanned leather pull to ease positioning. Bar height model features a stainless steel footrest. Upholstery is standard or COM/COL. Residential or contract use.

size options	SDA: 1848	SDB: 1976	SDC: 2240	
upholstery options				
COM/COL*	SDA: 1.5 yds. COM / 27 sq. ft. COL SDB: 2.5 yds. COM / 45 sq. ft. COL SDC: 3 yds. COM / 54 sq. ft. COL			
Wollsdorf Mammut leather	contact skram			

\*swatch and/or specifications must be submitted for approval by Skram Upholstery Department.

# L01 armchair




L01: 22w x 22d x 28h x 18sh

**Description:** Skram's signature L01 armchair is a classic of american design. Features include a hand-shaped base and arm assembly, ergomonic comfort in a low-back application, and a wafer edge, dished seat. Clients may specify any standard skram timber or contact the company to request custom material options. Residential or contract use.

timber options	cherry natural	rift white oak natural	rift white oak ebonized	rift white oak whitewashed	walnut natural	
	3732	3844	3919	4105	4180	

fade lounge



FDE: 36w x 32d x 46h x 17.5sh

**Description:** The fade is a limited edition lounge chair. Standard configuration is with a solid timber frame with seat and back in bent laminated timber to match. This item may also be specified with outer laminations of seat and back (both sides) in heavyweight saddle leather. Residential or contract use.


timber options	cherry natural 5792	rift white oak natural 5966	rift white oak ebonized 6082	rift white oak whitewashed 6371	walnut natural 6487	
seat/back options						
timber to match	add 0					
character grade leather: black, chestnut, tan	add 3% list					
architectural grade leather: brown, cream, medium grey, smoke, warm beige	add 5% list					
COL*	contact skram					

\*swatch and/or specifications must be submitted for approval by Skram Upholstery Department.

lineground #2 chair



LC2: 18/20w x 21d x 30h x 18sh



LC3: 22/24w x 21d x 30h x 18sh

**Description:** The lineground #2 is a dining/side chair. It is available with or without arms, with woven leather seat or upholstered seat, and in a narrow or wide version (default is wide version). Clients may specify timber and seat materials/finishes from the options below. The upholstered version is recommended for contract applications. Custom material options are available. Residential or contract use.

timber options	<b>cherry natural</b> LC2: 1368 LC3: 1493	<b>rift white oak natural</b> LC2: 1409 LC3: 1538	<b>rift white oak ebonized</b> LC2: 1436 LC3: 1568	<b>rift white oak whitewashed</b> LC2: 1505 LC3: 1642	<b>walnut natural</b> LC2: 1532 LC3: 1672
seat options					
upholstered seat COM/COL*:	0.75 yds. COM / 4 sq. ft. COL				
woven seat character grade leather: black, chestnut, or tan	add 5%				
woven seat: custom**	contact skram				
Wollsdorf Mammut leather	contact skram				

\*swatch and/or specifications must be submitted for approval by Skram Upholstery Department.

\*\*options are limited. contact skram for details.

lineground #2 stool



LS4: 18/20w x 21d x 36h x 24sh



LS5: 22/24w x 21d x 36h x 24sh



LS6: 18/20w x 21d x 42h x 30sh



LS7: 22/24w x 21d x 42h x 30sh

**Description:** The lineground #2 stools are offered in 2 models for counter and bar height applications. They are available with or without arms, with woven leather seat or upholstered seat, and in a narrow or wide version (default is wide version). Specify timber, seat, and footrest materials/finishes from the options below. Footrest is timber with metal insert projecting from top edge for wear resistance. Upholstered seat version recommended for contract applications. Custom material options are available. Residential or contract use.

timber options	<div>cherry natural</div> <div>LS4: 1482</div> <div>LS5: 1587</div> <div>LS6: 1588</div> <div>LS7: 1714</div>	<div>rift white oak natural</div> <div>LS4: 1526</div> <div>LS5: 1635</div> <div>LS6: 1636</div> <div>LS7: 1765</div>	<div>rift white oak ebonized</div> <div>LS4: 1556</div> <div>LS5: 1666</div> <div>LS6: 1667</div> <div>LS7: 1800</div>	<div>rift white oak whitewashed</div> <div>LS4: 1630</div> <div>LS5: 1746</div> <div>LS6: 1747</div> <div>LS7: 1885</div>	<div>walnut natural</div> <div>LS4: 1660</div> <div>LS5: 1777</div> <div>LS6: 1779</div> <div>LS7: 1920</div>	
seat options						
upholstered seat COM/COL*:	0.75 yds. COM / 4 sq. ft. COL					
woven seat character grade leather: black, chestnut, or tan	add 5%					
woven seat: custom**	contact skram					
Wollsdorf Mammut leather	contact skram					
footrest options						
matte black	add 0					
brushed stainless	add 40 list					

\*swatch and/or specifications must be submitted for approval by Skram Upholstery Department.

# lineground bench



**LB1:** 66w x 10d x 18h



**LB2:** 78w x 10d x 18h




**LB3:** 94w x 10d x 18h

**Description:** The lineground bench is available in 3 standard models. The product may be used independently or as a companion to the lineground community table (page 32). Features include solid timber construction, mortise-and-tenon joinery, and mitered corners with matched seams/waterfall edges. Stretcher location is at floor level or beneath seat (by request). Specify timber and size from the options below. Custom materials and sizes available. Residential or contract use.

timber options	cherry natural	rift white oak natural	rift white oak ebonized	rift white oak whitewashed	walnut natural
	LB1: 2211	LB1: 2277	LB1: 2322	LB1: 2432	LB1: 2476
	LB2: 2489	LB2: 2564	LB2: 2613	LB2: 2738	LB2: 2788
	LB3: 2882	LB3: 2968	LB3: 3026	LB3: 3170	LB3: 3228

piedmont #3 chair



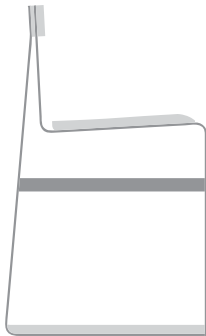
PC4: 18w x 19d x 31.5h x 18sh

**Description:** The piedmont collection #3 is a dining/side chair with a formed steel frame and carved solid timber seat and back. The product is ergonomically-tuned and features contract-grade materials, finishes, and engineering. Standard skram timber and metal finishes available. Custom materials and finishes also available. Residential or contract use.


timber options	cherry natural	rift white oak natural	rift white oak ebonized	rift white oak whitewashed	walnut natural	
ST model:	1788	1842	1877	1967	2003	
L.E. model	contact skram for options, details, and ordering info					
metal options						
ST model:						
opaque color: matte black	add 0					
opaque color: matte white, matte charcoal	add 5%					
opaque color: custom	contact skram					
gunmetal steel*	contact skram					
LE model:	contact skram for options, details, and ordering info					

\*character grade finish. this finish will include variations in color, tone, and density as well as surface irregularities resulting from the fabrication process.

piedmont #3 stool



PS5: 18w x 23d x 37.5h x 25sh



PS6: 18w x 23d x 43.5h x 31sh

**Description:** The piedmont collection #3 stools are available in 2 standard models for counter and bar height applications. Features include a formed steel frame and carved solid timber seat and back. The product is ergonomically-tuned and features contract-grade materials, finishes, and engineering. Standard skram timber and metal finishes available. Custom materials and finishes also available. Residential or contract use.

timber options	cherry natural	rift white oak natural	rift white oak ebonized	rift white oak whitewashed	walnut natural	
ST model:	PS5: 1920 PS6: 1928	PS5: 1978 PS6: 1986	PS5: 2016 PS6: 2024	PS5: 2112 PS6: 2121	PS5: 2150 PS6: 2159	
L.E. model:	contact skram for details and ordering info					
metal options						
ST model:						
opaque color: matte black	add 0					
opaque color: matte white, matte charcoal	contact skram					
opaque color: custom	contact skram					
gunmetal steel*	contact skram					
LE model:	contact skram for options, details, and ordering info					

\*character grade finish. this finish will include variations in color, tone, and density as well as surface irregularities resulting from the fabrication process.



## piedmont #1 stool



**PSI-1:** 16w x 15d x 18h



**PSI-2:** 16w x 15d x 25h



**PSI-3:** 16w x 15d x 31h


**Description:** The piedmont #1 stool is a backless stool featuring solid timber construction and a reinforced heavyweight leather sling seat. This product is offered in 3 standard heights for dining, counter, and bar applications. Models PSI-2 and PSI-3 have a metal footrest. Clients may specify timber, sling seat, and footrest material/finishes from the options below. Custom options are available. Residential or contract use.

timber options	cherry natural	rift white oak natural	rift white oak ebonized	rift white oak whitewashed	walnut natural
	PSI-1: 1138	PSI-1: 1172	PSI-1: 1195	PSI-1: 1252	PSI-1: 1275
	PSI-2: 1341	PSI-2: 1381	PSI-2: 1408	PSI-2: 1475	PSI-2: 1502
	PSI-3: 1403	PSI-3: 1445	PSI-3: 1473	PSI-3: 1543	PSI-3: 1571
seat options					
character grade leather: black, chestnut, tan	add 0				
architectural grade leather: brown, cream, medium grey, smoke, warm beige	contact skram				
COL*	contact skram				
metal finish options					
opaque color: matte black,	add 0				
opaque color: matte white, matte charcoal	add 4%				
opaque color: custom	contact skram				
gunmetal steel**	add 4%				
brushed stainless steel	add 7%				

\*swatch and/or specifications must be submitted for approval by Skram Upholstery Department.

\*\*character grade finish. this finish will include variations in color, tone, and density as well as surface irregularities resulting from the fabrication process.

piedmont #2 stool



PS2-1: 17w x 15d x 18h



PS2-2: 17w x 15d x 25h




PS2-3: 17w x 15d x 31h

**Description:** The piedmont #2 stool is a backless stool in steel timber with a reinforced heavyweight leather sling seat. This product is offered in 3 standard heights for dining, counter, and bar applications. Models PS2-2 and PS2-3 have a metal footrest. Clients may specify timber, seat, and footrest material/finishes from the options below. Custom options are available. For contract use, please refer to piedmont #1 stools.

timber options	cherry natural PS2-1: 1146 PS2-2: 1514 PS2-3: 1600	rift white oak natural PS2-1: 1180 PS2-2: 1559 PS2-3: 1648	rift white oak ebonized PS2-1: 1203 PS2-2: 1590 PS2-3: 1680	rift white oak whitewashed PS2-1: 1261 PS2-2: 1665 PS2-3: 1760	walnut natural PS2-1: 1284 PS2-2: 1696 PS2-3: 1792	
seat options						
character grade leather: black, chestnut, tan	add 0					
architectural grade leather: brown, cream, medium grey, smoke, warm beige	contact skram					
COL*	contact skram					
metal finish options						
opaque color: matte black,	add 0					
opaque color: custom	contact skram					

\*swatch and/or specifications must be submitted for approval by Skram Upholstery Department.

knucklehead bench



KN3: 60w x 18d x 16.75h


**Description:** The knucklehead bench is constructed of solid timber with mortise-and-tenon joinery. The product features an inset high-density upholstered seat with double-needle stitching detail. Specify timber and upholstery options (standard or COM/COL) from the selections below. Custom options also available. Residential or contract use.

timber options	cherry natural 4284	rift white oak natural 4413	rift white oak ebonized 4498	rift white oak whitewashed 4712	walnut natural 4798	
seat options						
upholstered seat COM/COL*:	4.5 yds. COM / 81 sq. ft. COL					
Wollsdorf Mammut leather	contact skram					

\*swatch and/or specifications must be submitted for approval by Skram Upholstery Department.

corkdrop

---




D07: 12 dia. x 16h

---

**Description:** Corkdrop is a versatile stool/side table in solid high density natural cork with a solid walnut insert/detail. The product may be used individually or in groupings. Custom sizes and options are available. Residential or contract use.

material options	high density cork/walnut timber detailing  940
------------------	--

wooddrop




D06: 12 dia. x 16h

Description: Wooddrop is a stool/side table constructed of locally harvested, salvaged timber. The design juxtaposes rigid geometry with the 'perfectly imperfect' cracks and checks that form as large pieces of timber naturally dry. Available materials vary; it is advised that customers contact a skram representative for current stock and lead time on materials listed below. Suitable for contract use. Custom options are available. Certain species and finishes may be suitable for protected or exposed outdoor use and clients interested in this option should contact skram for details.


timber/finish options	white ash matte white	white ash matte black	white ash natural	cherry	walnut natural	
	837	837	837	1053	1053	

**tables**

altai side table



A01: 10w x 10d x 20h




A02: 18w x 10d x 20h

**Description:** Altai side tables are offered in 2 standard models. Features include a solid 2.5" thick timber top with reverse bullnose edge profile and Altai's signature leg design in metal and carved timber. This product is suitable for use in residential or design-driven contract environments. Please contact skram for custom size, material, and configuration options.

timber options	ash natural A01: 1784 A02: 1843	ash ebonized A01: 1784 A02: 1843	ash whitewashed A01: 1891 A02: 1954	walnut natural A01: 1998 A02: 2064	
metal finish options					
opaque color: matte black	add 0				
opaque color: matte white, matte charcoal	add 3%				
opaque color: custom	add 7%				
gunmetal steel*	add 7%				
brushed stainless steel	add 17%				
brushed bronze: natural, dark rubbed	contact skram				

\*character grade finish. this finish will include variations in color, tone, and density as well as surface irregularities resulting from the fabrication process.


altai cocktail table



A05: 24w x 24d x 18h



A06: 30w x 30d x 18h



A07: 36w x 36d x 18h


**Description:** Altai collection cocktail tables are offered in 3 standard models. Features include a solid 2.5" thick timber top with reverse bullnose edge profile and Altai's signature leg design in metal and carved timber. This product is suitable for use in residential or design-driven contract environments. Please contact skram for custom size, material, and configuration options.

timber options	ash natural A05: 3333 A06: 3501 A07: 3707	ash ebonized A05: 3333 A06: 3501 A07: 3707	ash whitewashed A05: 3533 A06: 3711 A07: 3929	walnut natural A05: 3733 A06: 3921 A07: 4152	
metal finish options					
opaque color: matte black	add 0				
opaque color: matte white, matte charcoal	add 3%				
opaque color: custom	add 7%				
gunmetal steel*	add 7%				
brushed stainless steel	add 8%				
brushed bronze: natural, dark rubbed	contact skram				

\*character grade finish. this finish will include variations in color, tone, and density as well as surface irregularities resulting from the fabrication process.



# altai console table



A10/A11: 48w x 12d x 28h / 36h



A12/A13: 60w x 12d x 28h / 36h



A14/A15: 72w x 12d x 28h / 36h

**Description:** Altai collection consoles are offered in 6 standard models, with heights of 28 or 36 and widths of 48, 60, or 72. Features include a solid 2.5" thick timber top with reverse bullnose edge profile and Altai's signature leg design in metal and carved timber. This product is suitable for use in residential or design-driven contract environments. Please contact skram for custom size, material, and configuration options.

timber options	ash natural	ash ebonized	ash whitewashed	walnut natural	
	A10: 3374	A10: 3374	A10: 3576	A10: 3779	
	A11: 3567	A11: 3567	A11: 3781	A11: 3995	
	A12: 3449	A12: 3449	A12: 3656	A12: 3863	
	A13: 3638	A13: 3638	A13: 3856	A13: 4075	
	A14: 3947	A14: 3947	A14: 4184	A14: 4421	
	A15: 4092	A15: 4092	A15: 4338	A15: 4583	
metal finish options					
opaque color: matte black	add 0				
opaque color: matte white, matte charcoal	add 3%				
opaque color: custom	add 7%				
gunmetal steel*	add 7%				
brushed stainless steel	add 22%				
brushed bronze: natural, dark rubbed	contact skram				

\*character grade finish. this finish will include variations in color, tone, and density as well as surface irregularities resulting from the fabrication process.

# altai dining table



A20: 80w x 36d x 30h



A21: 100w x 42d x 30h

**Description:** Altai collection dining tables are offered in 2 standard models. Features include a solid 2.5" thick timber top with reverse bullnose edge profile and Altai's signature leg design in metal and carved timber. .5 x 1" steel 'strongbacks' (recessed into the table underside to control seasonal movement) are standard on this and all large skram tables. Custom size, material, and configuration options are available. Residential or contract use.

timber options	ash natural A20: 9037 A21: 10618	ash ebonized A20: 9037 A21: 10618	ash whitewashed A20: 9579 A21: 11255	walnut natural A20: 10121 A21: 11892	
metal finish options					
opaque color: matte black	add 0				
opaque color: matte white, matte charcoal	add 3%				
opaque color: custom	add 7%				
gunmetal steel*	add 7%				
brushed stainless steel	add 22%				
brushed bronze: natural, dark rubbed	contact skram				

\*character grade finish. this finish will include variations in color, tone, and density as well as surface irregularities resulting from the fabrication process.

lineground round dining table



L02: 48 dia. x 29h



L03: 60 dia. x 29h




L04: 72 dia. x 29h

**Description:** Lineground round dining tables feature solid timber construction with mortise-and-tenon joinery. The product is offered in three standard models. Clients may specify size and timber options from the selections below. .5 x 1" steel 'strongbacks' (recessed into the table underside to control seasonal movement) are standard on this and all large skram tables. Custom sizes, configurations, and materials are available. Residential or contract use.

timber options	<b>cherry natural</b> L02: 7073 L03: 7658 L04: 9938	<b>rift white oak natural</b> L02: 7285 L03: 7888 L04: 10236	<b>rift white oak ebonized</b> L02: 7427 L03: 8041 L04: 10435	<b>rift white oak whitewashed</b> L02: 7780 L03: 8424 L04: 10932	<b>walnut natural</b> L02: 7922 L03: 8577 L04: 11131	
other options						
24" removable turntable (recommended for L04)	add 845 list					

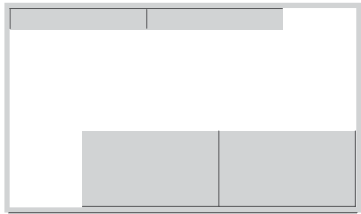
# lineground console



L31: 42w x 15d x 30h



L32: 48w x 15d x 32h




L33: 60w x 15d x 36h


**Description:** Lineground consoles feature solid timber construction, mortise-and-tenon joinery, and mitered corners with matched seams/waterfall edges. Drawers are maple timber with cork-lined bottoms with soft-closing concealed runners and recessed, integral pulls. There are 3 standard models. L31 & L32 have two drawers. L33 has 4 drawers. Custom sizes, configurations, and materials are available. Residential or contract use.

timber options	cherry natural	rift white oak natural	rift white oak ebonized	rift white oak whitewashed	walnut natural	
	L31: 5518	L31: 5684	L31: 5794	L31: 6070	L31: 6180	
	L32: 5792	L32: 5966	L32: 6082	L32: 6371	L32: 6487	
	L33: 6804	L33: 7008	L33: 7144	L33: 7484	L33: 7620	

lineground side table/nightstand #1



L05: 24w x 15d x 18h




L06: 32w x 15d x 18h

**Description:** Lineground #1 side tables feature solid timber construction, mortise-and-tenon joinery, and mitered corners with matched seams/waterfall edges. Drawers are maple with cork-lined bottoms with soft-closing, concealed runners and recessed, integral pulls. There are 2 standard models. If ordering pairs, specify if units are to be mirrored or matched. Custom sizes, configurations, and materials are available. Residential or contract use.

timber options	cherry natural	rift white oak natural	rift white oak ebonized	rift white oak whitewashed	walnut natural		
	L05: 2720	L05: 2802	L05: 2856	L05: 2992	L05: 3046		
	L06: 2871	L06: 2957	L06: 3015	L06: 3158	L06: 3216		

lineground side table/nightstand #2



L07: 16w x 15d x 24h

**Description:** The lineground #2 side table features solid timber construction, mortise-and-tenon joinery, and mitered corners with matched seams/waterfall edges. Drawers are maple timber with cork-lined bottoms with soft-closing concealed runners and recessed, integral pulls. There is 1 standard model. If ordering pairs, specify if units are to be mirrored or matched. Custom sizes, configurations, and materials are available. Residential or contract use.

timber options	cherry natural	rift white oak natural	rift white oak ebonized	rift white oak whitewashed	walnut natural	
	3190	3286	3350	3509	3573	

lineground side table/nightstand #3



L08: 32w x 15d x 18h

**Description:** The lineground #3 side table features solid timber construction, mortise-and-tenon joinery, and mitered corners with matched seams/waterfall edges. Drawers are maple with cork-lined bottoms with soft-closing concealed runners and recessed, integral pulls. Skram timber and veneer options are available on this product, as well as options for contrasting drawer face materials. Custom sizes, configurations, and materials are available. Residential or contract use.

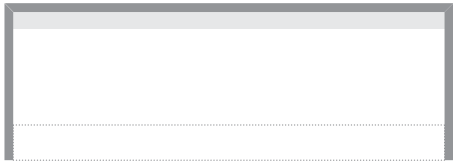
timber options	cherry natural  2629	rift white oak natural  2708	rift white oak ebonized  2760	rift white oak whitewashed  2892	walnut natural  2944	
drawer face options						
timber to match	add 0					
opaque color: matte black, matte white, or matte charcoal	add 6% list					
opaque color: custom	contact skram					
character grade leather: black, chestnut, tan	contact skram					
architectural grade leather: brown, cream, medium grey, smoke, warm beige	contact skram					
COL*	contact skram					

\*swatch and/or specifications must be submitted for approval by Skram Upholstery Department.

lineground community/dining table



L70: 72w x 36d x 29h



L71: 84w x 36d x 29h




L72: 99w x 36d x 29h

**Description:** Lineground community tables feature solid timber construction, mortise-and-tenon joinery, and mitered corners with matched seams/waterfall edges. There are 3 standard models. Stretcher location may be at floor or beneath top. Wire management and power/data options are available by request. The lineground bench (page 14) is offered as a companion to this product. Custom sizes, configurations, and materials are available. Residential or contract use.

timber options	cherry natural	rift white oak natural	rift white oak ebonized	rift white oak whitewashed	walnut natural	
	L70: 5154	L70: 5309	L70: 5412	L70: 5669	L70: 5772	
	L71: 5426	L71: 5589	L71: 5697	L71: 5969	L71: 6077	
	L72: 6082	L72: 6264	L72: 6386	L72: 6690	L72: 6812	



## wishbone side table/nightstand



**W32:** 24w x 15d x 24h




**W33:** 32w x 15d x 24h

**Description:** Wishbone series side tables are offered in 2 standard models and a variety of veneer and metal finishes. Veneer work is book-matched with mitered, 'waterfall' edges. Edges and corners are protected with solid timber for added durability. Drawers are maple with cork-lined bottoms riding on soft-closing, concealed runners and opening via low-profile tab pulls. Custom sizes, configurations, and materials are available. Residential or contract use.

veneer options	olive ash natural	walnut figured	olive ash ebonized	english brown oak	olive ash whitewashed	santos rosewood
	W32: 2525	W32: 2525	W32: 2525	W32: 2651	W32: 2702	W32: 2778
	W33: 2576	W33: 2576	W33: 2576	W33: 2705	W33: 2756	W33: 2834
metal options						
opaque color: matte black	add 0					
opaque color: matte white, matte charcoal	add 3%					
opaque color: custom	add 7%					
gunmetal steel*	add 15%					
brushed stainless steel	contact skram					
brushed bronze: natural, dark rubbed	contact skram					

\*character grade finish. this finish will include variations in color, tone, and density as well as surface irregularities resulting from the fabrication process.

# wishbone slab top high table




W02: 48w x 12d x 36h

**Description:** The wishbone series slab top high table is available in a variety of veneer and metal finishes. Veneer work is book-matched. All edges are protected with solid timber for added durability. Custom sizes, configurations, and materials are available. Residential or contract use.

veneer options	olive ash natural 1234	walnut figured 1234	olive ash ebonized 1234	english brown oak 1296	olive ash whitewashed 1320	santos rosewood 1357	
metal options							
opaque color: matte black	add 0						
opaque color: matte white, matte charcoal	add 3%						
opaque color: custom	add 7%						
gunmetal steel*	add 15%						
brushed stainless steel	contact skram						
brushed bronze: natural, dark rubbed	contact skram						

\*character grade finish. this finish will include variations in color, tone, and density as well as surface irregularities resulting from the fabrication process.

## wishbone 2-drawer high table




W12: 48w x 15d x 36h

**Description:** The wishbone series 2-drawer high table is available in a variety of veneer and metal finishes. Veneer work is book-matched. All edges are protected with solid timber for added durability. Drawers are solid maple with cork-lined bottoms riding on soft-closing concealed runners and opening via low-profile tab pulls (matched to metal finish). Custom sizes, configurations, and materials are available. Residential or contract use.


veneer options	olive ash natural 2893	walnut figured 2893	olive ash ebonized 2893	english brown oak 3038	olive ash whitewashed 3096	santos rosewood 3182	
metal options							
opaque color: matte black	add 0						
opaque color: matte white, matte charcoal	add 3%						
opaque color: custom	add 7%						
gunmetal steel*	add 15%						
brushed stainless steel	contact skram						
brushed bronze: natural, dark rubbed	contact skram						

\*character grade finish. this finish will include variations in color, tone, and density as well as surface irregularities resulting from the fabrication process.


## wishbone slab top desk



**W20:** 48w x 24d x 29.5h



**W21:** 60w x 30d x 29.5h



**W22:** 72w x 36d x 29.5h

**Description:** The wishbone slab top desk is offered in 3 models and available in a variety of veneer and metal finishes. Veneer work is book-matched. Edges are protected with solid timber for added durability. An optional ergonomic, adjustable keyboard/laptop pullout with platform in solid timber to match veneer is available. Wire management options are available by request. Custom sizes, configurations, and materials are available. Residential or contract use.

veneer options	olive ash natural	walnut figured	olive ash ebonized	english brown oak	olive ash whitewashed	santos rosewood
	W20: 1891	W20: 1891	W20: 1891	W20: 1986	W20: 2023	W20: 2080
	W21: 2084	W21: 2084	W21: 2084	W21: 2188	W21: 2230	W21: 2292
	W22: 2304	W22: 2304	W22: 2304	W22: 2419	W22: 2465	W22: 2534
metal options						
opaque color: matte black	add 0					
opaque color: matte white, matte charcoal	add 3%					
opaque color: custom	add 7%					
gunmetal steel*	add 15%					
brushed stainless steel	contact skram					
brushed bronze: natural, dark rubbed	contact skram					
other options						
ergonomic, adjustable keyboard pullout	add 568 list					

\*character grade finish. this finish will include variations in color, tone, and density as well as surface irregularities resulting from the fabrication process.

# wishbone drawer desk




W25: 48w x 21d x 29.5h

**Description:** The W25 version of the wishbone drawer desk is an asymmetrical design. Features include: book-matched veneer work with mitered, ‘waterfall’ edges, edges and corners protected with solid timber for added durability, and single drawer in maple with cork-lined bottom, internal partitioning, and detailing in bronze. Drawer is soft-closing with concealed runners and opening via a low-profile tab pull. Custom sizes, configurations, and materials are available. Residential or contract use.


veneer options	olive ash natural	walnut figured	olive ash ebonized	english brown oak	olive ash whitewashed	santos rosewood	
	4601	4601	4601	4831	4923	5061	
metal options							
opaque color: matte black	add 0						
opaque color: matte white, matte charcoal	add 3%						
opaque color: custom	add 7%						
gunmetal steel*	add 15%						
brushed stainless steel	contact skram						
brushed bronze: natural, dark rubbed	contact skram						

\*character grade finish. this finish will include variations in color, tone, and density as well as surface irregularities resulting from the fabrication process.

# wishbone drawer desk



W26: 60w x 30d x 29.5h



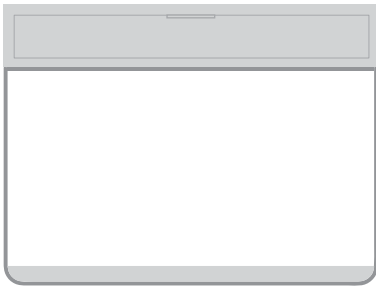
W27: 72w x 36d x 29.5h

**Description:** Skram's original wishbone drawer desk is offered in 2 standard symmetrical models and a variety of bookmatched veneers and metal finishes. Both models feature three drawers. All drawers are maple with cork-lined bottoms, ride on concealed, soft-closing runners, and open via low profile tab pulls, finished to match metalwork. Wire management options available by request. Custom sizes, configurations, and materials are available. Residential or contract use.

veneer options	olive ash natural	walnut figured	olive ash ebonized	english brown oak	olive ash whitewashed	santos rosewood	
	W26: 5102	W26: 5102	W26: 5102	W26: 5357	W26: 5459	W26: 5612	
	W27: 5687	W27: 5687	W27: 5687	W27: 5971	W27: 6085	W27: 6256	
metal options							
opaque color: matte black	add 0						
opaque color: matte white, matte charcoal	add 3%						
opaque color: custom	add 7%						
gunmetal steel*	add 15%						
brushed stainless steel	contact skram						
brushed bronze: natural, dark rubbed	contact skram						

\*character grade finish. this finish will include variations in color, tone, and density as well as surface irregularities resulting from the fabrication process.

piedmont side table/nightstand #1



P36: 24w x 18d x 18h

**Description:** The piedmont side table #1 is offered in 2 versions: standard (ST) or limited edition (LE). Both models feature a single drawer in hand-matched longwoods (ST) or burls (LE) with solid timber inlayed corners and edges. Drawers are solid timber with cork (ST) or burl-lined (LE) drawer bottoms riding on concealed runners and opening via low profile tab pulls. Contact skram for customization and limited edition options. Residential or contract use.

burl options	olive ash natural	walnut figured	olive ash ebonized	english brown oak	olive ash whitewashed	santos rosewood	
ST model:	3665	3665	3665	3848	3922	4032	
LE model:	various burls. contact skram for details.						
metal options							
opaque color: matte black	add 0						
opaque color: matte white, matte charcoal	add 3%						
opaque color: custom	add 7%						
gunmetal steel*	add 7%						
brushed stainless steel	add 12%						
brushed bronze: natural, dark rubbed	contact skram						

\*character grade finish. this finish will include variations in color, tone, and density as well as surface irregularities resulting from the fabrication process.

piedmont side table/nightstand #2



P38: 32w x 18d x 24h

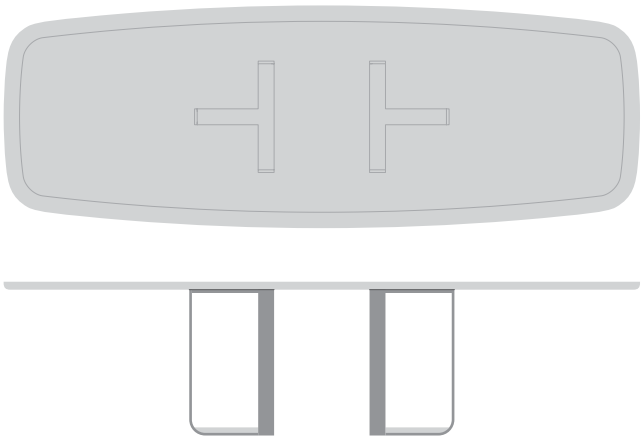
**Description:** The piedmont side table #2 is offered in 2 versions: standard (ST) or limited edition (LE). Both models feature 1 drawer/2 doors in hand-matched longwoods (ST) or burls (LE) with solid timber corners and edges. Drawers are solid timber with cork (ST) or burl-lined (LE) drawer bottoms riding on concealed runners. Doors feature offset knife hinges and low profile tab pulls. Contact skram for customization and limited edition options. Residential or contract use.

burl options	olive ash natural	walnut figured	olive ash ebonized	english brown oak	olive ash whitewashed	santos rosewood	
ST model:	4744	4744	4744	4981	5076	5218	
LE model:	various burls. contact skram for details.						
metal options							
opaque color: matte black	add 0						
opaque color: matte white, matte charcoal	add 3%						
opaque color: custom	add 6%						
gunmetal steel*	add 6%						
brushed stainless steel	add 8%						
brushed bronze: natural, dark rubbed	contact skram						

\*character grade finish. this finish will include variations in color, tone, and density as well as surface irregularities resulting from the fabrication process.



piedmont pedestal table




P33: 120w x 42d x 29h

**Description:** The piedmont pedestal table features a 1.5" thick timber tabletop with arcing edges, radiused corners, and a wafer undercut edge profile. Accommodates 10 people at standard size. Pedestal bases are formed steel with timber detailing and adjustable leveler feet. All standard timber and metal finishes available. Contact skram for power/date and wire management options. Limited edition and custom materials, sizes, and configurations also available. Residential or contract use.

timber options	cherry natural	rift white oak natural	rift white oak ebonized	rift white oak whitewashed	walnut natural	
ST model:	8633	8892	9065	9496	9669	
LE model:	contact skram for options, details, and ordering info					
metal options						
opaque color: matte black	add 0					
opaque color: matte white, matte charcoal	add 3%					
opaque color: custom	add 7%					
gunmetal steel*	add 7%					
brushed stainless steel	contact skram					
brushed bronze: natural, dark rubbed	contact skram					

\*character grade finish. this finish will include variations in color, tone, and density as well as surface irregularities resulting from the fabrication process.

# piedmont round table



P34: 72dia. x 29h

**Description:** The Piedmont Round Dining Table features a 1.5" thick solid timber tabletop with wafer undercut edge profile. Pedestal base is radiused steel with timber detailing and adjustable leveler feet. Standard skram timber and metal finishes available. Accommodates 8 people at standard size. Custom materials, sizes, and configurations also available. Residential or contract use.

timber options	cherry natural	rift white oak natural	rift white oak ebonized	rift white oak whitewashed	walnut natural	
ST model:	8827	9092	9268	9710	9886	
LE model:	contact skram for options, details, and ordering info					
metal options						
opaque color: matte black	add 0					
opaque color: matte white, matte charcoal	add 3%					
opaque color: custom	add 7%					
gunmetal steel*	add 7%					
brushed stainless steel	contact skram					
brushed bronze: natural, dark rubbed	contact skram					
other options						
24" removable turntable	add 845 list					

\*character grade finish. this finish will include variations in color, tone, and density as well as surface irregularities resulting from the fabrication process.

piedmont conference/dining table



P35: 120w x 42d x 29h

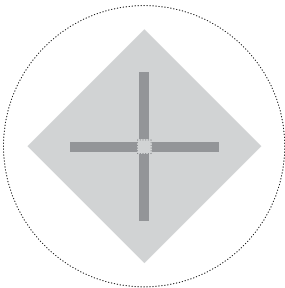
**Description:** The original piedmont conference/dining table features a 1.5" thick rectangular timber tabletop with a wafer undercut edge profile. Accommodates up to 10 people. Base/frame is formed steel with timber detailing and adjustable leveler feet. All standard timber and metal finishes available. Contact skram for power/date and wire management options. Limited edition and custom materials, sizes, and configurations also available. Residential or contract use.

timber options	cherry natural	rift white oak natural	rift white oak ebonized	rift white oak whitewashed	walnut natural	
ST model:	10111	10414	10617	11122	11324	
LE model:	contact skram for options, details, and ordering info					
metal options						
opaque color: matte black	add 0					
opaque color: matte white, matte charcoal	add 3%					
opaque color: custom	add 7%					
gunmetal steel*	add 7%					
brushed stainless steel	contact skram					
brushed bronze: natural, dark rubbed	contact skram					

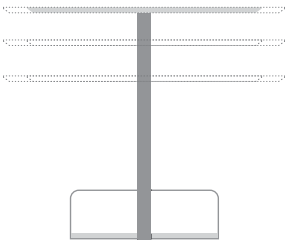
\*character grade finish. this finish will include variations in color, tone, and density as well as surface irregularities resulting from the fabrication process.

# piedmont cafe table

top specify:  
30" x 30" sq.  
or 36" dia.



P92: bar height 41"  
P91: counter height 36"  
P90: table height 29"

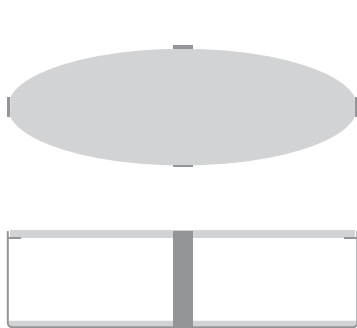


**Description:** Piedmont café tables are available in 3 standard models for dining, counter and bar heights. Client may specify 30 × 30 square top or 36" diameter round top. Timber top features a wafer undercut edge profile. Base/frame is formed steel with timber detailing and adjustable leveler feet. May be specified in a variety of timber options and metal finishes. Custom sizes, configurations, and materials are available. Residential or contract use.

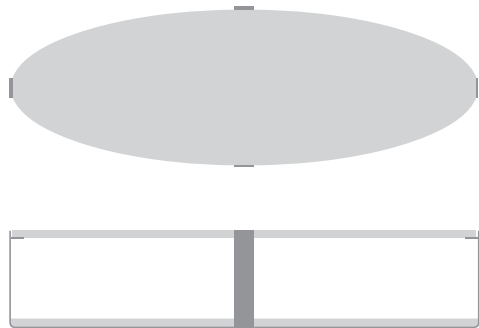
timber options	cherry natural	rift white oak natural	rift white oak ebonized	rift white oak whitewashed	walnut natural	
	P90: 2592	P90: 2670	P90: 2722	P90: 2851	P90: 2903	
	P91: 2758	P91: 2841	P91: 2896	P91: 3034	P91: 3089	
	P92: 2925	P92: 3013	P92: 3071	P92: 3218	P92: 3276	
metal options						
opaque color: matte black	add 0					
opaque color: matte white, matte charcoal	add 3%					
opaque color: custom	add 7%					
gunmetal steel*	add 10%					
brushed stainless steel	contact skram					
brushed bronze: natural, dark rubbed	contact skram					
other options						
36" dia. round top	add 150 list					

\*character grade finish. this finish will include variations in color, tone, and density as well as surface irregularities resulting from the fabrication process.

# piedmont elliptical low table



P50: 54w x 18d x 15h



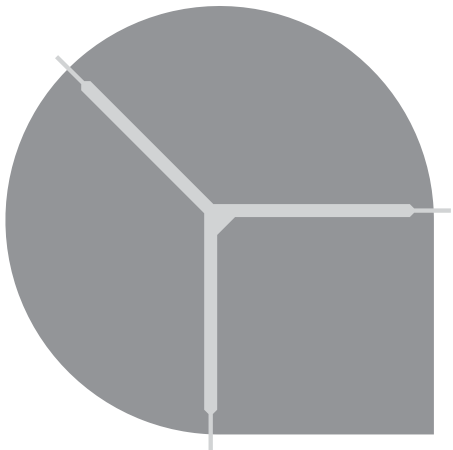
P51: 72w x 24d x 15h

**Description:** Piedmont elliptical low tables are available in 2 standard models. Timber top features a square edge profile. Base/frame is formed steel with timber detailing. May be specified in a variety of timber options and metal finishes. Custom sizes, configurations, and materials are available. Residential or contract use.

timber options	cherry natural P50: 3040 P51: 3508	rift white oak natural P50: 3131 P51: 3613	rift white oak ebonized P50: 3192 P51: 3683	rift white oak whitewashed P50: 3344 P51: 3859	walnut natural P50: 3405 P51: 3929	
metal options						
opaque color: matte black	add 0					
opaque color: matte white, matte charcoal	add 3%					
opaque color: custom	add 7%					
gunmetal steel*	add 9%					
brushed stainless steel	contact skram					
brushed bronze: natural, dark rubbed	contact skram					

\*character grade finish. this finish will include variations in color, tone, and density as well as surface irregularities resulting from the fabrication process.

drop series coffee table



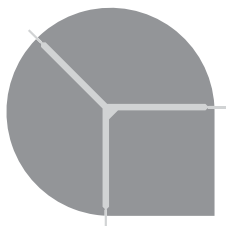
D05: 36 dia. x 18h

**Description:** The drop coffee table is constructed of stone and metal. The 3cm ‘drop’ shaped marble top features a reverse bullnose edge profile and is notched to allow the metalwork detail to pass through to the surface. The drop coffee table with bronze metalwork features a contrasting metalwork detail on base. Custom materials are available. Residential or contract use.

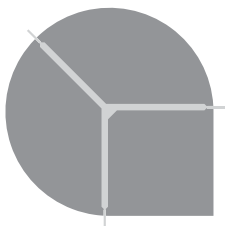
stone options	carrara marble	negro marquina
	3075	4023
metal options		
opaque color: matte black	add 0	
opaque color: matte white, matte charcoal	add 3%	
opaque color: custom	add 7%	
gunmetal steel*	add 9%	
brushed stainless steel	contact skram	
brushed bronze: natural, dark rubbed	contact skram	

\*character grade finish. this finish will include variations in color, tone, and density as well as surface irregularities resulting from the fabrication process.

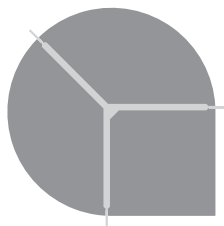
# drop series side tables



D01: 12 dia. x 18h



D02: 12 dia. x 24h



D03: 12 dia. x 30h

**Description:** Drop side tables are constructed of stone and metal and are offered in three models. The 2 cm 'drop' shaped marble top features a reverse bullnose edge profile and is notched to allow the metalwork detail to pass through to the surface. Drop side tables may be used independently or in nested groupings. Custom materials are available. This product is well-suited to contract use on hard flooring surfaces only.

stone top options	carrara marble		negro marquina	
	D01:	957	D01:	1152
	D02:	1064	D02:	1259
	D03:	1117	D03:	1311
metal options				
opaque color: matte black		add 0		
opaque color: matte white, matte charcoal		add 3%		
opaque color: custom		add 7%		
gunmetal steel*		add 15%		
brushed stainless steel		contact skram		
brushed bronze: natural, dark rubbed		contact skram		

\*character grade finish. this finish will include variations in color, tone, and density as well as surface irregularities resulting from the fabrication process.

drop series ant b side table



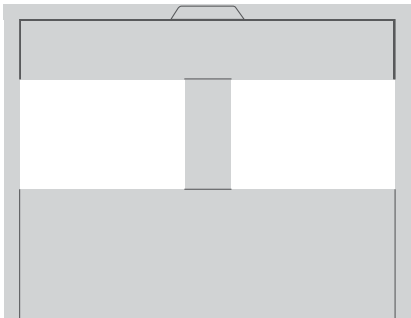
D08: 15 dia. x 18h

**Description:** The ant b side table is constructed of solid timber with mortise-and-tenon joinery. A tripod base supports a 'drop' shaped top with reverse bullnose edge profile. The product is available in any standard skram timber option, with optional standard and custom veneer or metal overlays for the top surface.

timber options	cherry natural	rift white oak natural	rift white oak ebonized	walnut natural	
	1015	1045	1066	1137	



knucklehead side table/nightstand



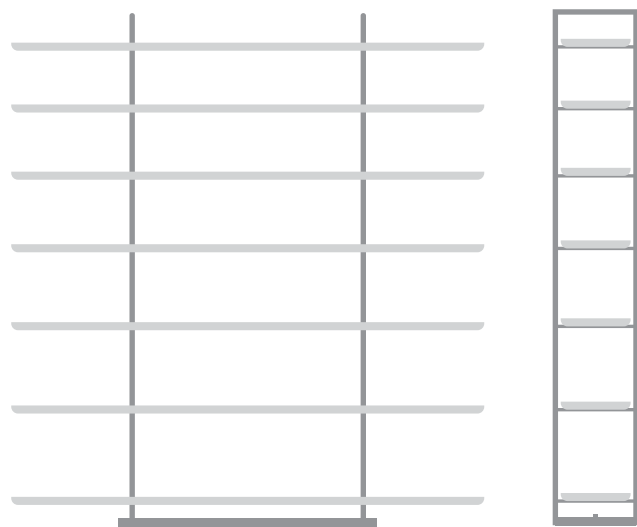
KN4: 22w x 22d x 18h

**Description:** Knucklehead is a 1-drawer side table/nightstand. It features solid timber construction, mortise-and-tenon joinery, and mitered corners with matched seams/waterfall edges. The drawer is maple with a cork-lined bottom and riding on soft-closing concealed runners with an integral, recessed pull. For custom material and size options, please contact skram. Residential or contract use.

timber options	cherry natural	rift white oak natural	rift white oak ebonized	walnut natural	
	2622	2701	2753	2937	

**storage**

altai shelving



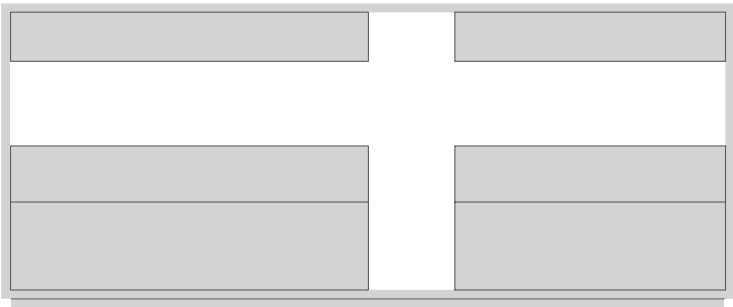
A50: 88w x 16d x 96h

**Description:** The altai collection shelving unit is skram's newest open storage option. Intended for use as a freestanding shelving unit or room divider, the product is constructed of solid timber for the shelves and steel for the uprights. Standard skram timber and metal finishes may be specified from the options below. Custom sizing and finish options are also available. Residential or contract use.

timber options	ash natural 11965	ash ebonized 11965	ash whitewashed 12683	walnut natural 13401	
metal finish options					
opaque color: matte black	add 0				
opaque color: matte white, matte charcoal	add 3%				
opaque color: custom	add 7%				
gunmetal steel*	add 15%				
brushed stainless steel	contact skram				
brushed bronze: natural, dark rubbed	contact skram				

\*character grade finish. this finish will include variations in color, tone, and density as well as surface irregularities resulting from the fabrication process.

# lineground sideboard




L20: 72w x 18d x 30h

**Description:** The lineground sideboard features solid timber construction, mortise-and-tenon joinery, and mitered corners with matched seams/waterfall edges. The product offers 6 drawers in maple timber with cork-lined bottoms and soft-closing concealed runners and recessed, integral pulls. Custom sizes, configurations, and materials are available. Residential or contract use.

perimeter timber options	cherry natural	rift white oak natural	rift white oak ebonized	rift white oak whitewashed	walnut natural	
	11187	11523	11746	12306	12529	

lineground 3-drawer horizontal bureau



L21: 36w x 18d x 27.5h




L22: 48w x 18d x 27.5h

**Description:** Lineground 3-drawer bureaus feature solid timber construction, mortise-and-tenon joinery, and mitered corners with matched seams/waterfall edges. There are 2 standard models, and each offers 3 full-width graduated drawers in maple timber with cork-lined bottoms and soft-closing concealed runners and low-profile tab pulls. Custom sizes, configurations, and materials are available. Residential or contract use.

perimeter timber options	cherry natural L21: 4741 L22: 4909	rift white oak natural L21: 4883 L22: 5056	rift white oak ebonized L21: 4978 L22: 5154	rift white oak whitewashed L21: 5215 L22: 5400	walnut natural L21: 5310 L22: 5498	
drawer faces material options						
to match perimeter	add 0					
opaque matte color: black, white, or charcoal	add 6% list					
opaque color: custom	add 12% list					
character grade leather: black, chestnut, tan	contact skram					
architectural grade leather: brown, cream, medium grey, smoke, warm beige	contact skram					
COL*	contact skram					

\*swatch and/or specifications must be submitted for approval by Skram Upholstery Department.

lineground 6-drawer vertical bureau



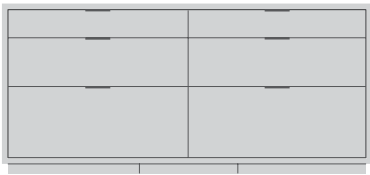
L24: 36w x 18d x 54h

**Description:** The lineground 6-drawer vertical bureau features solid timber construction, mortise-and-tenon joinery, and mitered corners with matched seams/waterfall edges. The standard model has 6 graduated drawers in maple timber with cork-lined bottoms, soft-closing concealed runners, and low-profile tab pulls. Upper drawer may be partitioned and leather-lined for storage of jewelry or small items. Custom sizes, configurations, and materials are available. Residential or contract use.

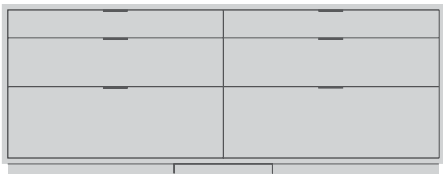
perimeter timber options	cherry natural 8003	rift white oak natural 8243	rift white oak ebonized 8403	rift white oak whitewashed 8803	walnut natural 8963	
drawer faces material options						
to match perimeter	add 0					
opaque matte color: black, white, or charcoal.	add 6% list					
opaque color: custom	add 12% list					
character grade leather: black, chestnut, tan	contact skram					
architectural grade leather: brown, cream, medium grey, smoke, warm beige	contact skram					
COL*	contact skram					
other options						
partitioning and leather for upper drawer	add 575 list					

\*swatch and/or specifications must be submitted for approval by Skram Upholstery Department.


lineground 6-drawer horizontal bureau



L25: 60w x 18d x 27.5h



L26: 72w x 18d x 27.5h



L27: 90w x 18d x 27.5h

**Description:** Lineground 6-drawer bureaus feature solid timber construction, mortise-and-tenon joinery, and mitered corners with matched seams/waterfall edges. There are 3 standard models, and all offer 6 graduated drawers in maple timber with cork-lined bottoms and soft-closing concealed runners and low-profile tab pulls. Custom sizes, configurations, and materials are available. Residential or contract use.

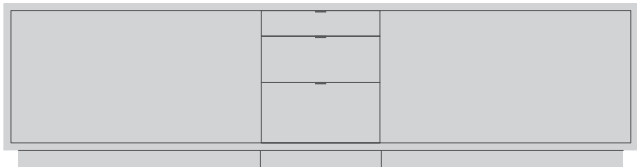
perimeter timber options	cherry natural	rift white oak natural	rift white oak ebonized	rift white oak whitewashed	walnut natural	
	L25: 7868	L25: 8104	L25: 8261	L25: 8655	L25: 8812	
	L26: 8340	L26: 8590	L26: 8757	L26: 9174	L26: 9341	
	L27: 9221	L27: 9498	L27: 9682	L27: 10143	L27: 10328	
drawer faces material options						
to match perimeter	add 0					
opaque matte color: black, white or charcoal.	add 6% list					
opaque color: custom	add 12% list					
character grade leather: black, chestnut, tan	contact skram					
architectural grade leather: brown, cream, medium grey, smoke, warm beige	contact skram					
COL*	contact skram					

\*swatch and/or specifications must be submitted for approval by Skram Upholstery Department.

# lineground lowdown media unit



L29: 66w x 20d x 17h



L30: 84w x 20d x 22h

**Description:** Lineground lowdown media units feature solid timber construction, mortise-and-tenon joinery, and mitered corners with matched seams/waterfall edges. Both standard models offer graduated maple drawers with cork bottoms and soft-closing runners and low-profile tab pulls. Flap doors flank the drawers. Cabinet areas have adjustable shelving. Custom sizes, configurations, and materials are available. Wire management and ventilation are standard. Residential or contract use.

perimeter timber options	<b>cherry natural</b>  L29: 7615 L30: 8513	<b>rift white oak natural</b>  L29: 7843 L30: 8768	<b>rift white oak ebonized</b>  L29: 7996 L30: 8939	<b>rift white oak whitewashed</b>  L29: 8377 L30: 9364	<b>walnut natural</b>  L29: 8529 L30: 9535	
drawer face material options						
to match perimeter	add 0					
opaque matte color: black, white or charcoal.	add 6% list					
opaque color: custom	add 12% list					
character grade leather: black, chestnut, tan	contact skram					
architectural grade leather: brown, cream, medium grey, smoke, warm beige	contact skram					
COL*	contact skram					
other options						
remote transponder	add 507 list					

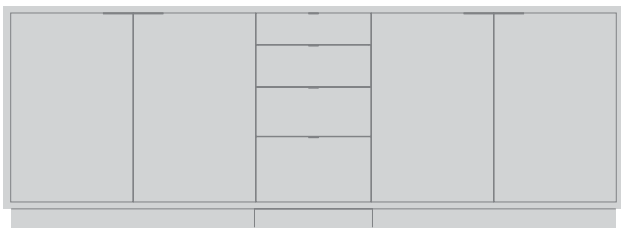
\*swatch and/or specifications must be submitted for approval by Skram Upholstery Department.



# lineground server



L39: 66w x 20d x 30h



L40: 84w x 20d x 30h

**Description:** Lineground servers feature solid timber construction, mortise-and-tenon joinery, and mitered corners with matched seams/waterfall edges. Both standard models offer graduated maple drawers with cork bottoms and soft-closing runners and low-profile tab pulls. Side-hinged doors flank the drawers. Cabinet areas have adjustable shelving. Custom sizes, configurations, and materials are available. Residential or contract use.

perimeter timber options	cherry natural  L39: 9047 L40: 10333	rift white oak natural  L39: 9318 L40: 10643	rift white oak ebonized  L39: 9499 L40: 10850	rift white oak whitewashed  L39: 9952 L40: 11366	walnut natural  L39: 10133 L40: 11573	
drawer face material options						
to match perimeter	add 0					
opaque matte color: black, white or charcoal.	add 6% list					
opaque color: custom	add 12% list					
character grade leather: black, chestnut, tan	contact skram					
architectural grade leather: brown, cream, medium grey, smoke, warm beige	contact skram					
COL*	contact skram					

\*swatch and/or specifications must be submitted for approval by Skram Upholstery Department.

piedmont sideboard




P42: 78w x 18d x 36h

**Description:** The piedmont sideboard is offered in 2 models: standard (ST) or limited edition (LE). Both models feature 4 drawers/4 doors in hand-matched longwoods (ST) or burls (LE) with solid timber inlayed corners and edges. Drawers are solid timber with cork (ST) or burl-lined (LE) drawer bottoms riding on concealed runners. Doors/drawers open via low profile tab pulls. 1 adjustable shelf per cabinet area. Contact skram for customization and limited edition options. Residential or contract use.

burl options	olive ash natural	walnut figured	olive ash ebonized	english brown oak	olive ash whitewashed	santos rosewood	
ST model:	14554	14554	14554	15282	15573	16009	
LE model:	various burls and specialty longwoods. contact skram for details.						
metal options							
opaque color: matte black	add 0						
opaque color: matte white, matte charcoal	add 3%						
opaque color: custom	add 5%						
gunmetal steel*	add 5%						
brushed stainless steel	add 5%						
brushed bronze: natural, dark rubbed	contact skram						

\*character grade finish. this finish will include variations in color, tone, and density as well as surface irregularities resulting from the fabrication process.

piedmont chest-on-stand




P43: 36w x 18d x 62h

**Description:** The piedmont chest-on-stand is offered in 2 models: standard (ST) or limited edition (LE). Both models feature 3 drawers/2 doors in hand-matched longwoods (ST) or burls (LE) with solid timber inlayed corners and edges. Drawers are solid timber with cork (ST) or burl-lined (LE) drawer bottoms riding on concealed runners. Doors/drawers open via low profile tab pulls. 1 adjustable shelf per cabinet area. Contact skram for customization and limited edition options. Residential or contract use.

burl options	olive ash natural	walnut figured	olive ash ebonized	english brown oak	olive ash whitewashed	santos rosewood	
ST model:	13466	13466	13466	14139	14409	14813	
LE model:	various burls and specialty longwoods. contact skram for details.						
metal options							
opaque color: matte black	add 0						
opaque color: matte white, matte charcoal	add 3%						
opaque color: custom	add 5%						
gunmetal steel*	add 5%						
brushed stainless steel	add 5%						
brushed bronze: natural, dark rubbed	contact skram						

\*character grade finish. this finish will include variations in color, tone, and density as well as surface irregularities resulting from the fabrication process.

piedmont cabinet-on-stand: limited edition



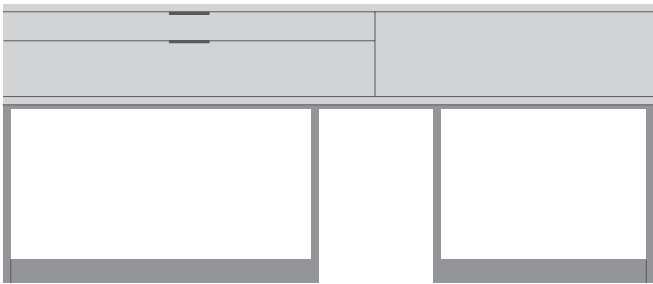
P44: 60w x 18d x 62h

**Description:** The piedmont cabinet-on-stand is offered in 2 models: standard (ST) or limited edition (LE). Both models feature 2 doors in hand-matched longwoods (ST) or burls (LE) on precision machined offset knife hinges with solid timber inlayed corners and edges. Doors open via low profile tab pulls. 2 adjustable shelves/1 pull-out drawer per cabinet area. Contact skram for customization and limited edition options. Residential or contract use.

burl options	olive ash natural	walnut figured	olive ash ebonized	english brown oak	olive ash whitewashed	santos rosewood	
ST model:	13058	13058	13058	13711	13972	14364	
LE model:	various burls and specialty longwoods. contact skram for details.						
metal options							
opaque color: matte black	add 0						
opaque color: matte white, matte charcoal	add 3%						
opaque color: custom	add 5%						
gunmetal steel*	add 5%						
brushed stainless steel	add 5%						
brushed bronze: natural, dark rubbed	contact skram						

\*character grade finish. this finish will include variations in color, tone, and density as well as surface irregularities resulting from the fabrication process.

wishbone container - sideboard configuration



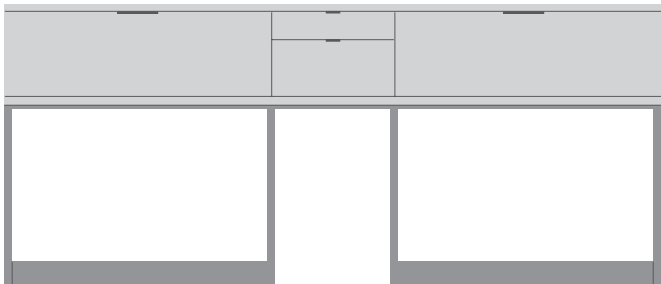
W47: 84w x 20d x 36h

**Description:** The wishbone container-sideboard is offered in 1 standard model and a variety of bookmatched veneers and metal finishes. This product is configured with 2 graduated drawers on left and 1 flap door on right with 1 adjustable shelf. Drawers are maple with cork-lined bottoms, ride on concealed, soft-closing runners. Door/drawers open via low profile tab pulls. Custom sizes, configurations, and materials are available. Residential or contract use.

veneer options	olive ash natural	walnut figured	olive ash ebonized	english brown oak	olive ash whitewashed	santos rosewood	
	6692	6692	6692	7027	7160	7361	
metal options							
opaque color: matte black	add 0						
opaque color: matte white, matte charcoal	add 3%						
opaque color: custom	add 7%						
gunmetal steel*	add 15%						
brushed stainless steel	contact skram						
brushed bronze: natural, dark rubbed	contact skram						

\*character grade finish. this finish will include variations in color, tone, and density as well as surface irregularities resulting from the fabrication process.

## wishbone container - office configuration



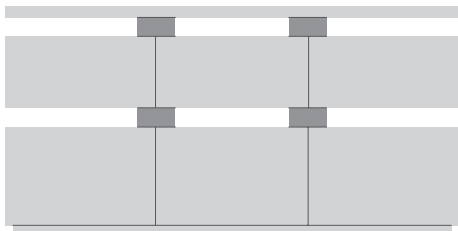
**W49:** 84w x 20d x 36h

**Description:** The wishbone container-office is offered in 1 standard model and a variety of bookmatched veneers and metal finishes. This product is configured with 2 graduated drawers on center and 2 large file drawers. Drawers are maple with cork-lined bottoms, ride on heavy-duty, soft-closing runners. Drawers open via low profile tab pulls. Custom sizes, configurations, and materials are available. Residential or contract use.

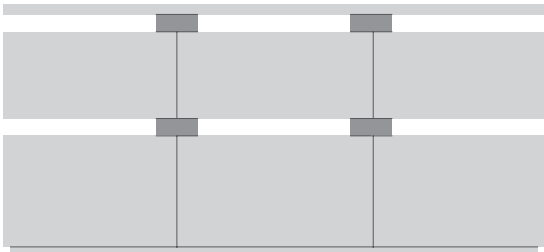
veneer options	olive ash natural  7285	walnut figured  7285	olive ash ebonized  7285	english brown oak  7649	olive ash whitewashed  7795	santos rosewood  8014	
metal options							
opaque color: matte black	add 0						
opaque color: matte white, matte charcoal	add 3%						
opaque color: custom	add 7%						
gunmetal steel*	add 15%						
brushed stainless steel	contact skram						
brushed bronze: natural, dark rubbed	contact skram						

\*character grade finish. this finish will include variations in color, tone, and density as well as surface irregularities resulting from the fabrication process.

wishbone credenza



W50: 60w x 18d x 30h




W51: 78w x 18d x 36h

**Description:** The wishbone credenza is offered in 2 standard models and a variety of bookmatched veneers and metal finishes. This product is configured with 6 drawers (3 per tier). Drawers are maple with cork-lined bottoms, ride on heavy-duty, soft-closing runners. Drawers open via recessed, integral pulls and lower drawers may be outfitted with optional file bars for office use. Custom sizes, configurations, and materials are available. Residential or contract use.

veneer options	olive ash natural W50: 9113 W51: 9876	walnut figured W50: 9113 W51: 9876	olive ash ebonized W50: 9113 W51: 9876	english brown oak W50: 9569 W51: 10370	olive ash whitewashed W50: 9751 W51: 10567	santos rosewood W50: 10024 W51: 10864	
other options letter size file bars on lower tier drawers	add 450 list						

# wishbone shelving



W57: 56w x 12d x 72h


**Description:** Developed as a complement to other wishbone office products. May be used as a freestanding shelving unit or room divider. This product is available in timber or veneer for the shelves and steel for the uprights. Materials & finishes may be specified from the options below. Custom sizing and finish options are also available. Residential or contract use.

veneer options	cherry natural	rift white oak natural	rift white oak ebonized	rift white oak whitewashed	walnut natural	
	7050	7262	7403	7755	7896	
metal options						
opaque color: matte black	add 0					
opaque color: matte white, matte charcoal	add 3%					
opaque color: custom	add 7%					
gunmetal steel*	contact skram					

\*character grade finish. this finish will include variations in color, tone, and density as well as surface irregularities resulting from the fabrication process.



wishbone 3-drawer cabinet



W28: 14w x 23d x 24h

**Description:** The wishbone 3-drawer cabinet is a companion to wishbone desks and may be placed beneath all desk models. This product is offered in all skram standard veneer options. It features three solid maple drawers with cork-lined bottoms on soft closing, concealed runners with recessed pulls. Lower drawer is configured for legal/letter files. Custom sizing and finish options are also available. Residential or contract use.

veneer options	olive ash natural 3127	walnut figured 3127	olive ash ebonized 3127	english brown oak 3283	olive ash whitewashed 3346	santos rosewood 3440	
----------------	------------------------------	---------------------------	-------------------------------	------------------------------	----------------------------------	----------------------------	--

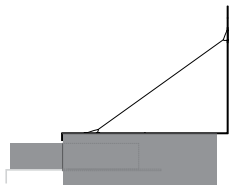
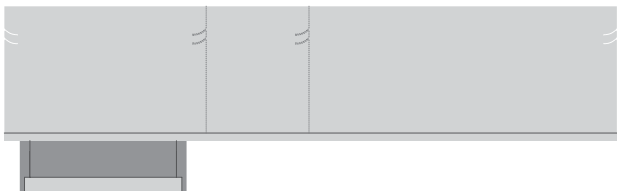
# gil shelving system

**GS1:** 15.75w x 13d x 10.5h

**GS2:** 23.75w x 13d x 10.5h

**GS3:** 47.75w x 13d x 10.5h

**GSD:** optional drawer:  
13w x 12d x 4h



**Description:** Gil is a wall-mounted shelving system in formed steel with military grade wire rope supports secured with copper compression fittings. Optional drawer accessory secures to underside of shelf via high strength rare earth magnets. Drawer is compatible with all 3 shelf sizes and can be positioned as desired. 100+ lb. load rating with proper installation. Available in 3 standard models. Residential or contract use.

## metal finish options:

opaque color: matte black	<b>GS1:</b> 260
	<b>GS2:</b> 336
	<b>GS3:</b> 517
opaque color: matte white, matte charcoal	add 5%
opaque color: custom	add 20%

timber options for drawer:	<b>walnut natural</b>	<b>rift white oak natural</b>	<b>rift white oak ebonized</b>	<b>custom</b>
	566	566	566	contact skram

plain jane bureau



PJ4: 48w x 18d x 40h

**Description:** Plain jane is a 4-drawer bureau in mixed solids and veneers. It features integral, recessed pulls on full-width graduated maple drawers with cork-lined bottoms and heavy-duty runners. Custom sizing and finish options are also available. Residential or contract use.

veneer options	olive ash natural	walnut figured	olive ash ebonized	english brown oak	olive ash whitewashed	santos rosewood	
	7804	7804	7804	8194	8350	8584	

**beds**

tigris bed



T01: 64w x 88d x 48h x 12" platform height (queen size)



T02: 80w x 88d x 48h x 12" platform height (king size)

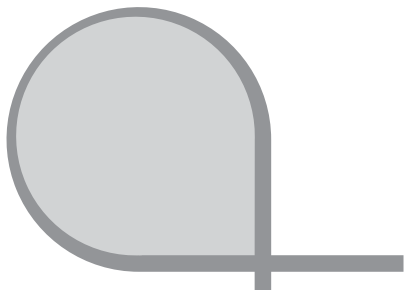
**Description:** Tigris beds are available in 2 standard models. Features include solid timber construction and mortise-and-tenon joinery. Upholstery is skram standard leathers or COM/COL. LED gooseneck reading lamps (black in color) are optional. Platform height: 12" for 24-26" final height with mattress. No box spring required. Custom sizes, configurations, and materials are available. Residential or contract use.

timber options	cherry natural  T01: 8689 T02: 9206	rift white oak natural  T01: 8950 T02: 9482	rift white oak ebonized  T01: 9123 T02: 9666	rift white oak whitewashed  T01: 9558 T02: 10127	walnut natural  T01: 9732 T02: 10311	
other options						
upholstery*	Queen: 3 yds. COM/ 33 sq. ft. COL King: 4 yds. COM / 40 sq. ft. COL					
gooseneck reading lamps (2)	add 700 list					

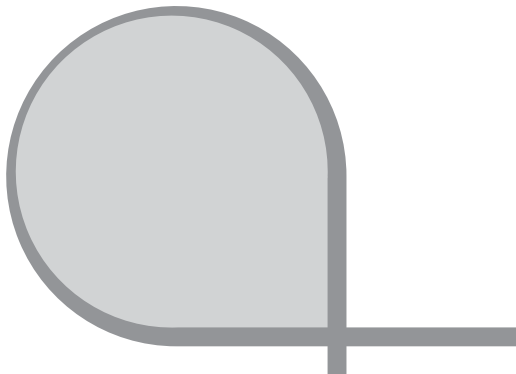
\*swatch and/or specifications must be submitted for approval by Skram Upholstery Department.

**mirrors**

drop series mirror



D10: 28 dia. x 6d with 14" shelf projection



D11: 36 dia. x 6d with 18" shelf projection

**Description:** Drop series mirrors are offered in 2 standard models. The product features a 'drop' shaped mirror with integral shelf (projecting to right), wall-mounting hardware, and 6" thick stack-laminated solid timber construction. Installation by professionals only. Custom sizes, configurations, and materials are available. Residential or contract use.

timber options	cherry natural	rift white oak natural	rift white oak ebonized	rift white oak whitewashed	walnut natural	
	D10: 5132	D10: 5286	D10: 5389	D10: 5645	D10: 5748	
	D11: 5968	D11: 6147	D11: 6266	D11: 6565	D11: 6684	

lineground tall mirror



L80: 18w x 6d x 78h



L81: 18w x 6d x 92h

**Description:** Lineground tall mirrors are available in 2 models. Both feature solid timber construction, mortise-and-tenon joinery, and mitered corners. This product is 6" deep and intended to be placed against wall surface at 4 degree angle. Attachment block for securing to wall at top and anti-skid strips at angled base plate are included. Custom sizes, configurations, and materials are available. Residential or contract use.

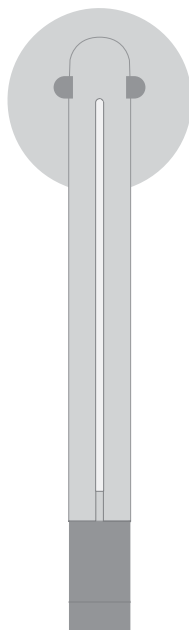
timber options	cherry natural	rift white oak natural	rift white oak ebonized	rift white oak whitewashed	walnut natural	
	L80: 1388	L80: 1430	L80: 1457	L80: 1527	L80: 1555	
	L81: 1422	L81: 1465	L81: 1493	L81: 1564	L81: 1593	



**lighting**

torpedo scone

---



**T10:**  
Main body dimensions: 2w x 2d x 19.375h  
Overall Projection from wall: 4"  
Cover Plate: 6" dia.

---

**Description:** Torpedo is a l.e.d. driven wall-mounted fixture. The main body is bronze. The end cap and hang bar—with joinery that references the traditional woodworking that defines Skram's products—are gunmetal steel. Light emanates from slots on the front and sides. The rear is fully machined-out and diffused, resulting in the soft illumination of the wall. Lamping, options, and details for this product are available on the product page of the website. Professional installation required. Residential or contract use.

metal finish options	natural bronze/ patinized steel	dark-rubbed bronze/patinized steel	
	3836	3836	

# arak floor lamp



Q21: 12w x 9d x 60h

**Description:** The arak floor lamp features an individually hand-formed, translucent porcelain diffuser supported by a blackened aluminum arm and a cast bronze hub. Arak products are a collaboration between skram lead designer jacob marks and north carolina artist mimi logothetis whose innovations in porcelain are a focus of the exploration. The diffuser is available in a variety of decorative options. Machined aluminum foot switch. Lamping, options, specifications and details for this product are available on the product page of the website.

porcelain diffuser options:		
graphics, patches, naked, and textured	2649	

arak pendant

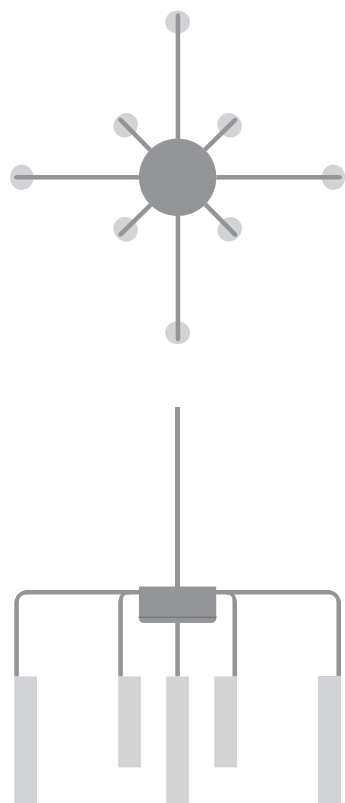


Q01: 14 dia. x 20h

**Description:** Delicate but substantial, arak pendants feature 4 individually hand-formed, translucent porcelain diffusers supported by blackened aluminum arms and a cast bronze hub. Arak products are a collaboration between skram lead designer jacob marks and north carolina artist mimi logothetis whose innovations in porcelain are a focus of the exploration. Diffusers are available in a variety of decorative options. Lamping, options, specifications and details for this product are available on the product page of the website. Professional installation required. Residential or contract use.

porcelain diffuser options:		
graphics, patches, naked, and textured	5923	

# arak chandelier



Q11: 36 dia. x 24h

**Description:** Grand in scale and dramatic in detailing, the arak chandelier is the core of skram’s debut lighting collection. Arak products are a collaboration between skram lead designer jacob marks and north carolina artist mimi logethetis whose innovatins in porcelain are a focus of the exploration. This product features 8 (4 @ 10”/4 @ 14”) individually hand-formed porcelain diffusers supported by blackened aluminum arms and a cast bronze hub. Diffusers are available in a variety of decorative options. Lamping, options, specifications and details for this product are available in ‘downloads’ section. Professional installation required. Residential or contract use.

porcelain diffuser options:		
graphics, patches, naked, and textured	9685	

**accessories**

## oxide porcelain


---

**Description:** Oxide is an exclusive collection of hand-made porcelain table and serving ware. The new work is a collaboration between skram's lead designer and n.c. artist mimi logothetis. Oxide table ware consists of: small and large plate, small and large bowl, and mug. Oxide serving ware is large platter, high large bowl, low large bowl, and tall vases (coming soon!). All items are individually made by mimi in her studio. Contact skram for ordering details.

<b>oxide mug</b> 3.5 dia. x 4h (4 dia. at handle)	<b>OX-M:</b> 113
<b>oxide small plate</b> 7.75 dia. x 1h	<b>OX-PS:</b> 100
<b>oxide large plate</b> 10.5 dia. x 1.25h	<b>OX-PL:</b> 125
<b>oxide small bowl</b> 5.25 dia. x 2h	<b>OX-BS:</b> 100
<b>oxide large bowl</b> 8.25 dia. x 2h	<b>OX-BL:</b> 125
<b>oxide platter</b> 14 dia. x 2h	<b>OX-PTR:</b> 375
<b>oxide large low bowl</b> 13.5 dia. x 2.5h	<b>OX-BLL:</b> 375
<b>oxide large high bowl</b> 13.5 dia x 4h	<b>OX-BLH:</b> 500
<b>oxide vase / pitcher</b> 18"h	<b>OX-VS:</b> 563

# serving board

---



SB: 14 dia x 1.75h


---

**Description:** Serving Board is an end-grain (butcher block) serving accessory developed by skram to utilize offcuts from the manufacture of large tables and casegoods. The product is intended for commercial or residential use. It is offered in a standard 14" diameter with a carved, integral handle and slope. Custom contract production of variants of this item is possible for hospitality contexts. In standard configuration, this product may be subject to wholesale minimums.

timber options:	
europaean beech, or walnut	SB: 269



littlebox



LBX: 13.5w x 7.5d x 7.38h

**Description:** Littlebox is a versatile decorative accessory in solid timber with variably spaced exposed dovetails. The handle is cold-formed steel. Both handle and bottom are finished in matte white urethane. Please contact skram for custom size, material, and colors. This product may be subject to wholesale minimums.

timber options	rift white oak natural	walnut natural	
	515	560	
metal options			
opaque color: matte black, matte white	add 0		
opaque color: custom color	contact skram		

corkbox

---




**CBX:** 18w x 8d x 6.75h

---

**Description:** Corkbox is made of high density cork with a walnut timber handle assembly and bottom. It features an all-natural oil/wax hand-rubbed finish. This product may be subject to wholesale minimums.

material option	cork/walnut	
	590	

corkbowl



CB: 12w x 12d x 4h

**Description:** Corkbowl is a decorative vessel made of high density cork. It features an offset half-sphere lathe-turned into the face and undercut edge. Clients may specify opaque matte accent color or all-natural cork. This product may be subject to wholesale minimums.

material options	cork natural	cork color	
	388	452	

vidalia vase



V71: 8.5w x 5.5d x 5.5h with 6" x .75" dia. vases

**Description:** Vidalia is a bent-laminated sculptural vase form constructed of 5 layers of hardwood veneer. Watertight aluminum tubes are removable and adjustable. This product may be subject to wholesale minimums.

veneer options	olive ash natural	walnut figured	olive ash ebonized	english brown oak	olive ash whitewashed	santos rosewood	
	244	244	244	256	261	268	

**terms and conditions**

## TERMS AND CONDITIONS

### CONTACT INFORMATION:

skram furniture company  
234 w. trade street  
burlington, north carolina 27217

t: 336 222 6622  
f: 336 222 6655

sales@skramfurniture.com  
skramfurniture.com

### PRICING:

All pricing presented in this pricelist is list. Prices are based on a quantity of 1 unless otherwise noted. Trade and wholesale discounts apply for qualifying purchasers. New customers should contact skram or a skram representative to set up an account, at which time, discount levels will be assigned. Further discounts may be available based on order volume. Pricing does not include packaging and/or transit fees. Prices, materials, and specifications are subject to change without notice. It is recommended that purchasers contact skram or a skram representative for pricing confirmation prior to quotation or specification.

### SALES AND USE TAX:

All sales assume that payment of any sales tax is to be the responsibility of the buyer. As such, all pricing is not subject to sales tax. Sales to non-exempt North Carolina residents or organizations, however, will be subject to sales tax.

All amex credit card payments will be subject to a 3% processing fee.

## WARRANTY:

As a testament to our commitment to the long-term satisfaction of our clients, Skram extends a lifetime guarantee to the original purchaser of any Skram product.

If you are not completely satisfied with the quality of a product, we will refund the cost of or replace the item if notified within 15 days of delivery. Beyond that, should our furniture fail under normal use at any point during the lifetime of the original owner, because of workmanship or material defect, we will either repair or replace it. We extend this guarantee to purchases made after 2004. Custom modifications of existing pieces and custom orders may be excluded.

This guarantee does not apply in instances of:

- Failure to follow product care instructions supplied by Skram and posted on the company's website.
- Damage caused by a carrier other than Skram.
- Normal wear and tear or acts or omissions of parties other than Skram (including user modification).
- Customers own material or other third party materials applied to products.
- Products either not installed according to instructions or damaged by careless removal of packaging.
- Dramatic temperature variations or exposure to unusual conditions.
- Deficiency in textiles or upholstery supplied by Skram.
- Solid cork products, which are covered by a two year guarantee.

## SERVICES:

Skram offers a range of services tailored to a clientele who value the company's commitment to producing objects that are innovative in design, visually restrained, and uncompromising in their quality. In addition to the sales of non-customized products at standard lead times (typically 8-12 weeks), the company offers the following special services to customers seeking either customization or requiring accelerated turnaround times.

**QUICKSHIP**--Responding to the needs of customers for whom timing trumps flexibility, skram maintains limited inventory of select items. In stock items ship within 10 business days of order confirmation. Available products may be viewed in real time via the 'Quickship' page of the skram website.

**RUSH ORDER**--Similar to the quickship program, Skram's rush order program permits accelerated lead times and guaranteed delivery dates for not-in-stock or customized items. Upcharges apply for this service and are calculated as a percentage of invoiced amount relative to required delivery date.

**CUSTOM**--Skram views its product line as a springboard for the creative vision of its clients. The company's product line is customizable in material, scale, and configuration beyond the standard options. Custom services fall into two basic categories, depending on the project scope:

- ONE OFF/LOW VOLUME**: Skram's one-off services are available to any firm or individual that would like either to modify existing skram designs or commission the design and fabrication of original custom designs for unique projects or applications.

- CUSTOM CONTRACT**: Skram's custom contract division was created to serve the needs of firms specializing in high-profile, large-scale interior architecture projects around the world. From design to delivery, the company's contract division is focused on ensuring customer satisfaction in both process and product. Inquiries regarding contract or custom contract projects should be directed to [contract@skramfurniture.com](mailto:contract@skramfurniture.com).



## MATERIAL OPTIONS:

The materials that constitute the Skram range are the finest of their kind. They are selected, matched, seamed, and joined by experts devoted to craft, not by machines. The character — perfect imperfection — of our materials affirms and enhances the identity of each object.

Beyond the standard options, Skram products are fully customizable. The material options are truly limitless. Please contact our design department if you would like to discuss your project.

## SAMPLES:

Prospective clients may request physical samples from Skram directly or through a Skram representative to confirm selections prior to placing an order. Trade and contract clients may request a full sample kit (cork bento box with steel lid) containing comprehensive standard material/finish options for the complete collection.

## TIMBER VERSUS VENEER:

With some exceptions, our product line is divided between items constructed of solid timber and those constructed of hardwood veneer. Some items are suitable for either fabrication process. A commonly held belief is that solid timber has a superior durability over veneer. Similarly, there is a view that the reason to use hardwood veneer is thrift. While both of these assumptions contain some validity, the reality is more nuanced. At Skram, veneer is not a shortcut or a cost-saving measure. Our decision to offer a given item in timber, veneer or both stems from structural and aesthetic considerations relating to a design. We hand-stitch and bookmatch furniture-grade veneers, then protect all edges and corners with matching solid wood inlay. The level of workmanship that characterizes our furniture negates deficiencies of durability that other veneered furniture might exhibit. For that reason, our lifetime warranty makes no distinction between timber and veneer-based products.

## FINISHES:

**WOOD:** all skram standard wood finishes are contract grade low-VOC, GreenGuard Certified low sheen catalyzed lacquers.

### METAL:

**OPAQUE:** skram opaque metal finishes are powder coating and are contract grade. the four digit number associated with each color, as listed on the skram website, is associated with the RAL color system and may be referenced by referring to RAL swatch books. unless otherwise noted, all opaque metal finishes are flat in sheen.

**STAINLESS STEEL/BRONZE:** finishing on stainless steel and bronze metalwork is a #4 polish, otherwise referred to as 'brushed'. bronze may also be specified in a dark rubbed finish.










**PATINIZED/BLACKENED STEEL:** used in cases where visual depth rather than monolithic color is desired. skram's patinized steel finish, permits the pass through of the tones and textures inherent to the base metal, creating a more raw, unique presentation. after the patinizing process, skram seals the metal and protects the finish with hand applied coats of oil/wax, yielding a soft, satin sheen.

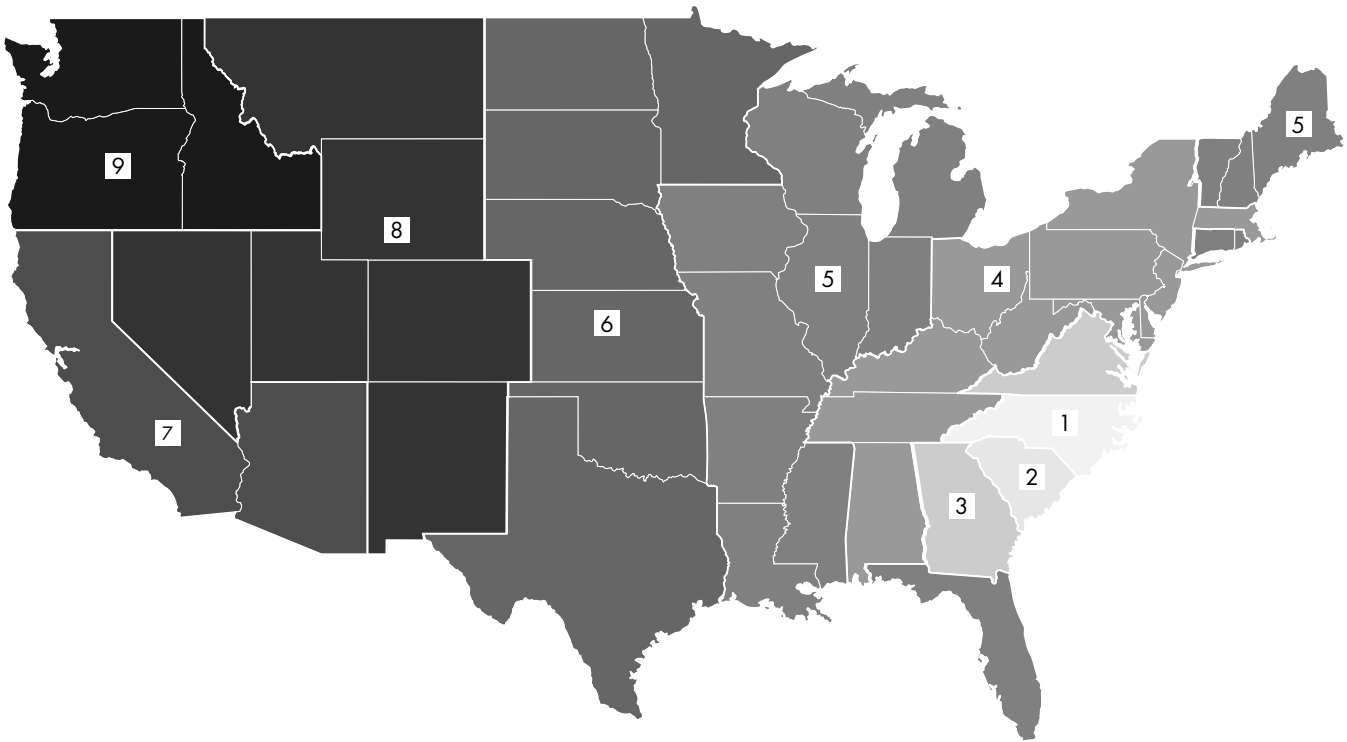
SHIPPING:

Transit fees shown below are calculated based on Net order cost not including any special or volume discounts. Skram will ship via it's preferred carrier network. Standard shipping is direct to Client warehouse and includes no special services at destination. Residential, direct-to-site, and white glove options are available at additional cost. Please contact Skram or a Skram representative for details.

Shipments beyond the continental U.S.A. and international shipments are calculated on a case-by-case basis.

High quality packaging and crating which meets trucking and railroad specifications is standard. All packaging and crating are ISPM-15 certified for international transit. Percentages shown below include packaging and crating for domestic shipments.

Zone	Freight Rate
1 	5%
2 	6%
3 	7%
4 	8%
5 	9%
6 	11%
7 	12%
8 	13%
9 	15%



#### FREIGHT DAMAGE AND CLAIMS:

Skram is not liable for damages that occur during transit or storage. The carrier assumes all responsibility upon acceptance of product. It is the customer's responsibility to inspect all products upon receipt and file any claims with the carrier. No product should be refused. If products are received damaged, a written exception should be made on the bill of lading and an immediate inspection be requested of the carrier.

Concealed damage must be reported to the carrier within 15 days of receipt. Failure to make claims shall constitute acceptance of the products and waiver any claims of defects, errors or shortages. In the event delivery is made on a Skram truck, the products should be carefully inspected for transit damage. If contents are damaged, the driver should be notified to call his dispatcher for immediate disposition. Concealed damage must be reported within 15 days of receipt and product/packaging held for inspection by a Skram representative. Replacements for product damaged in shipment or storage will be manufactured upon receipt of a purchase order.

#### RETURNS:

No merchandise may be returned to Skram without written consent in the form of a Return Authorization from our Quality Assurance Department stating why the item is being returned and how the item will be shipped. In the event a return is authorized by Skram for reasons other than damage or defect, the customer shall be responsible for a 25% restocking fee, as well as a double freight charge. Unauthorized returns will be automatically refused by our receiving department as well as returns not in accordance with Skram shipping instructions. Liability for defective merchandise shall be limited to the replacement or repair of that merchandise, and Skram shall not be liable for other damages or losses.

#### CANCELLATIONS:

All acknowledged orders are considered firm orders and are not subject to cancellation.



skram furniture company  
234 w. trade street  
burlington, north carolina 27217  
t: 336 222 6622  
f: 336 222 6655  
[sales@skramfurniture.com](mailto:sales@skramfurniture.com)